

# LAMPADINE



## GAMMA PLASMA/XENON

### Articoli disponibili e tipi di bauletti

Riportiamo un esempio della nostra gamma e di alcuni Bauletti nei quali vengono fornite le lampade PLASMA e XENON.




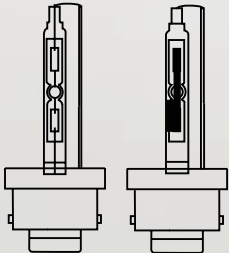

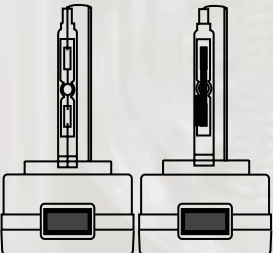

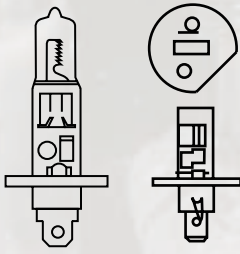

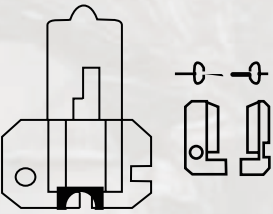
H1	P14,5s	2502 PLASMA	12	55
		2502 PLASMA Single		
H3	PK22s	2505 PLASMA	12	55
		2505 PLASMA Single		
H4	P43t	2507 PLASMA	12	60/55
		2507 PLASMA Single		
		2507 PLASMA HP**		100/90
		2547 PLASMA		
H5	P45t	2517 PLASMA	12	60/55
H7	PX26d	2550 PLASMA	12	55
		2550 PLASMA Single		
		2550 PLASMA HP**		

H1	P14,5s	2502 XENON	12	55
		2502 XENON Single		
H3	PK22s	2503 XENON	24	70
		2505 XENON	12	55
2505 XENON Single				
H4	P43t	2506 XENON	24	70
		2507 XENON	12	60/55
2507 XENON Single				
2507 XENON HP**				
HS1	PX43t	2508 XENON	24	75/70
H7	PX26d	2590 XENON	12	35/35
		2550 XENON	12	55
		2550 XENON Single		
2550 XENON HP**	24	70		
9004 HB1	P29t	2551 XENON	12	64/45
H8	PGJ/19-1	2540 XENON Single	12	35
H9	PGJ/19-5	2552 XENON	12	65
H11	PGJ/19-2	2553 XENON		55
9005 HB3	P20d	2555 XENON	12	65
		2545 XENON		
2545 XENON Single				
9006 HB4	P22d	2543 XENON	12	55
		2543 XENON Single		
9005XS HB3	P20d	2545 XS XENON	12	65
9006XS HB4	P22d	2543 XS XENON	12	55

Tutte le nostre Lampade alogene hanno l'omologazione E1 dell'Istituto TÜV di Berlino.


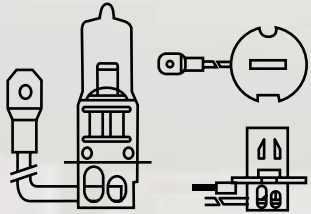

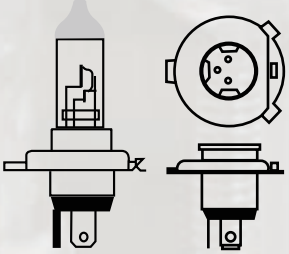

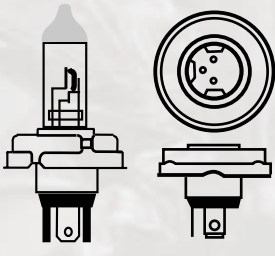
Note:\*\* Lampade plasma / Xenon High Power + 50%

## HALOGEN - PLASMA POWERWHITE - PLASMA XENON

DISEGNO		TIPO	ATTACCO	RIFERIMENTO	Volt	Watt	
<div style="border: 1px solid black; padding: 5px; width: 100px; height: 100px; display: flex; align-items: center; justify-content: center;">  </div>		H.I.D.	P32 d D2S	3000	85	35	
			P32 d D2R	3001			
<div style="border: 1px solid black; padding: 5px; width: 100px; height: 100px; display: flex; align-items: center; justify-content: center;">  </div>		H.I.D.	PK32 d D1S	3000S1	85	35	
			PK32 d D1R	3000R1			
<div style="border: 1px solid black; padding: 5px; width: 100px; height: 100px; display: flex; align-items: center; justify-content: center;">  </div>		H1	P14,5 s	2502	12	55	
				2502 HP*			
				2502 PLASMA			
				2502 PLASMA Single			
				2502 XENON			
				2502 XENON Single		100	
				2512			
				2503		24	70
				2503 HP*			
				2503 XENON			
2513	100						
<div style="border: 1px solid black; padding: 5px; width: 100px; height: 100px; display: flex; align-items: center; justify-content: center;">  </div>		H2	X 511	2702	12	55	
				2712		100	
				2703	24	70	











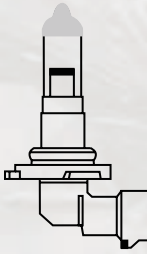
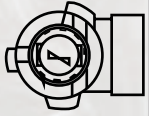
Note: \*Lampade a lunga durata - \*\*Lampade plasma / Xenon High Power + 50%

## HALOGEN - PLASMA POWERWHITE - PLASMA XENON

DISEGNO	TIPO	ATTACCO	RIFERIMENTO	Volt	Watt
<div style="display: flex; align-items: center;"> <div style="margin-right: 20px;">5</div>   </div>	H3	PK 22 s	2505	12	55
			2505 PLASMA		
			2505 PLASMA Single		
			2505 XENON		
			2505 XENON Single		
			2515	24	100
			2525		130
			2506.35	24	35
			2506		70
			2506 XENON		100
			2516		45
			2526		45
			2527	48	45
<div style="display: flex; align-items: center;"> <div style="margin-right: 20px;">6</div>   </div>	H4	P43 t	2507	12	60/55
			2507 HP*		
			2507 PLASMA		
			2507 PLASMA Single		
			2507 PLASMA HP**		
			2507 XENON		
			2507 XENON Singla		
			2507 XENON HP**		
			2547	24	100/90
			2547 PLASMA		
			2547 PLASMA Single		
			2567	24	130/90
			2508		
			2508 HP*		
			2508 XENON	12	35/35
2528					
2590					
2590 XENON	12	35/35			
<div style="display: flex; align-items: center;"> <div style="margin-right: 20px;">7</div>   </div>	H5	P45 t	2517	12	60/55
			2517 PLASMA		
			2557		
			2577	24	130/90
			2518		
			2538		


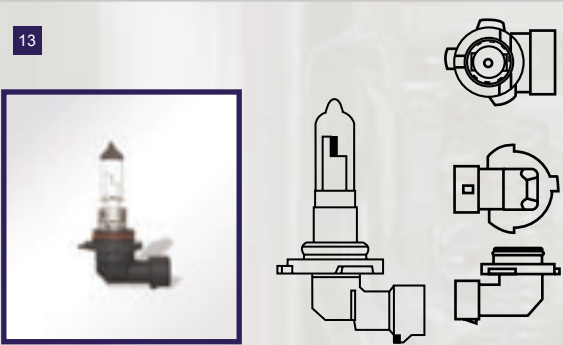


Note: \*Lampade a lunga durata - \*\*Lampade plasma / Xenon High Power + 50%

## HALOGEN - PLASMA POWERWHITE - PLASMA XENON

DISEGNO		TIPO	ATTACCO	RIFERIMENTO	Volt	Watt	
<div style="border: 1px solid black; padding: 5px; width: 100px; height: 100px; display: flex; align-items: center; justify-content: center;"> <span style="background-color: #000080; color: white; padding: 2px;">8</span> </div>   	H7	PX 26 d	2550	12	55		
			2550 HP*				
			2550 PLASMA				
			2550 PLASMA Single				
			2550 XENON				
			2550 XENON Single				
			2550 XENON HP**				
			2551			24	70
			2551 HP*				
2551 XENON							
<div style="border: 1px solid black; padding: 5px; width: 100px; height: 100px; display: flex; align-items: center; justify-content: center;"> <span style="background-color: #000080; color: white; padding: 2px;">9</span> </div>   	H8	PGJ/19-1	2552	12	35		
			2552 HP*				
			2552 XENON				
		H9	PGJ/19-5	2553	12	65	
				2553 HP*			
				2553 XENON			
		H11	PGJ/19-2	2555	24	70	
				2555 HP*			
				2555 XENON			
			2565				
<div style="border: 1px solid black; padding: 5px; width: 100px; height: 100px; display: flex; align-items: center; justify-content: center;"> <span style="background-color: #000080; color: white; padding: 2px;">10</span> </div>   	9004 HB1	P29 t	2540	12	65/45		
						2540 XENON Single	
	9007 HB5	P29 d	2546				
<div style="border: 1px solid black; padding: 5px; width: 100px; height: 100px; display: flex; align-items: center; justify-content: center;"> <span style="background-color: #000080; color: white; padding: 2px;">11</span> </div>   	H12	PZ20 d	2556	12	53		


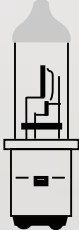










Note: \*Lampade a lunga durata - \*\*Lampade plasma / Xenon High Power + 50%

## HALOGEN - PLASMA POWERWHITE - PLASMA XENON

DISEGNO	TIPO	ATTACCO	RIFERIMENTO	Volt	Watt
<div style="display: flex; align-items: center;"> <div style="margin-right: 10px;">12</div>  </div>	H13	PJ26-4 t	2558	12	65/45
<div style="display: flex; align-items: center;"> <div style="margin-right: 10px;">13</div>  </div>	H10	PY20 d	2554	12	42
	9005 HB3	P20 d	2545		65
			2545 HP*		
			2545 XENON		
	9006 HB4	P22 d	2545 XENON Single		55
			2543		
2543 HP*					
<div style="display: flex; align-items: center;"> <div style="margin-right: 10px;">14</div>  </div>	9005 HB3XS	P20 XS d	2543 XENON	12	65
			2543 XS		
	9006 HB4XS	P22 XS d	2543 XS		55
			2543 XS XENON		
			2543 XS XENON		
			2543 XS XENON		
<div style="display: flex; align-items: center;"> <div style="margin-right: 10px;">15</div>  </div>	H-880	PG13 Axial	2880	12	28
	H-881	PG13J Right Angle	2881		
	H-884	PG13 Axial	2884		
	H-885		2885		
	H-886	PG13J Right Angle	2886		50
	H-889	2889			
	H-890	PG13 Axial	2890		28
	H-893		2893		
	H-894	PG13J Right Angle	2894		37,5
	H-896		2896		
	H-887		2887		
















Note: \*Lampade a lunga durata - \*\*Lampade plasma / Xenon High Power + 50%

## HALOGEN - PLASMA POWERWHITE - PLASMA XENON

DISEGNO			TIPO	ATTACCO	RIFERIMENTO	Volt	Watt
16			Bilux Halogen	BA20 d	2520	12	35/35
					2520 XENON Single		
17			Halogen	P26 s	2585	6	15
					2587	12	15
18			Halogen	BA9 s	2536	12	5
					2535		10
					2592		20
19			Halogen	BAX9 s H6	2537	12	6
					2537 HP*		
					2537 XENON		
20			Halogen	BAY9 s H21	2532	12	21
					2533	24	21
21			T10 Halogen Wedge Base	W2,1x9,5 d	2530	12	5
					2530 XENON	12	

Note: \*Lampade a lunga durata - \*\*Lampade plasma / Xenon High Power + 50%




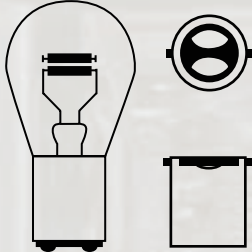

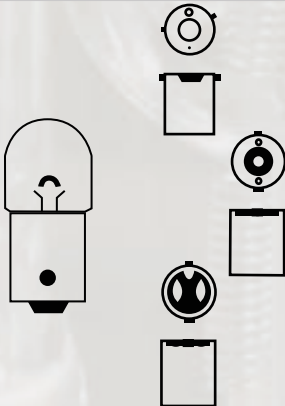

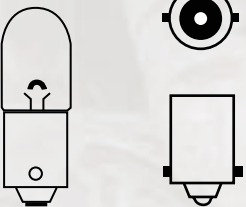


## STANDARD

DISEGNO		TIPO	ATTACCO	RIFERIMENTO	Volt	Watt
<div style="border: 1px solid black; padding: 2px;">22</div>   	Asimm.	P45 t	2031	6	45/40	
			2831 Yellow			
			2032	12	45/40	
			2032 Yellow			
			2033	24	55/50	
			2833 Yellow			
<div style="border: 1px solid black; padding: 2px;">23</div>   	Bilux	BA20 d	2015	6	15/15	
			2016		25/25	
			2014		35/35	
			2020	12	35/35	
			2021		45/40	
			2120		25/25	
			2022	24	50/45	
<div style="border: 1px solid black; padding: 2px;">24</div>   	Monolux	BA20 s	2070	12	35	
			2071		50	
			2072	24	35	
			2073		50	
<div style="border: 1px solid black; padding: 2px;">25</div>      	Swan	BA15 s	2001	6	21	
			2002.15		15	
			2002		21	
			2202	12	35	
			2800 Red		21	
			2801 Amber	24	15	
			2003.15		15	
			2003		21	
			2003 Heavy duty*	21		
			2303	24	25	
			2203		35	
			2102	12	21	
			2103	24	21	
			BA15 d	24	2402	12
2802 Amber						
2813 Amber						
BAU15 s	24	2402	12	21		
		2802 Amber				
		2813 Amber				

Note: \*Lampade a lunga durata - \*\*Lampade plasma / Xenon High Power + 50%











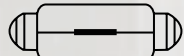






**STANDARD**

DISEGNO			TIPO	ATTACCO	RIFERIMENTO	Volt	Watt	
26			Motorcycle	P26 s	2075	6	15	
					2077	12	15	
					2078		25	
27			Stop	BAY15 d	2006	6	21/5	
					2007	12		
					2008	24		
					2008 Heavy duty*		25/7	
					2308			
					BA15 d	2107	12	21/5
						2108	24	
					BAZ15 d	2407	12	21/4
2409	24							
28			Tubular	BA15 s	2010	6	5	
					2110		10	
					2011	12	5	
					2111		10	
					2012	24	5	
					2012 Heavy duty*		10	
					2112			
					BA15 d	2211	12	5
						2212	24	
					BAU15 s	2811 Amber	12	10
29			Microswan	BA9 s	2035	6	3	
					2135		4	
					2235		5	
					2036	12	3	
					2136		4	
					2236		5	
					2037	24	3	
					2137		4	
					2137 Heavy duty*			
30			Panel	BA7 s	2038	12	2	
					2039	24		

Note: \*Lampade a lunga durata








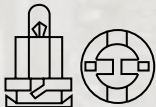









## STANDARD

DISEGNO		TIPO	ATTACCO	RIFERIMENTO	Volt	Watt
31	  	Cycle Miniature	EP10	2903	6	2,4
			E10	2902	3,5	0,3 Ah
				2906	6	0,6
				2908	12	3
				2909	24	
32	 	Professional	E27	2080	12	40
				2081		60
				2082	24	40
				2083		60
33	 	Festoon	8,5x31	2140	6	3
				2141		5
				2142	12	3
				2143		5
				2350	24	3
34	 	Festoon	8x38	2044	6	3
				2045		5
				2046	12	3
				2047		5
34	 	Festoon	10,5x38	2048	6	5
				2049		10
				2051	12	5
				2052		10
				2053	24	5
				2153		10
34	 	Festoon	11x41	2148	6	5
				2351		12
				2352	24	5
				2353		5
34	 	Festoon	15x43	2054	6	15
				2055		18
				2056	12	15
				2057		18
				2057.21	24	21
				2058		20
				2058.15	15	

Note: \*Lampade a lunga durata

DISEGNO			TIPO	ATTACCO	RIFERIMENTO	Volt	Watt
35			T5 Mini Wedge	W2x4,6 d	2340	6	1,2
					2338		
					2348	12	2
					2339		
					2349		
36			T10 Wedge base	W2,1x9,5 d	2335	12	2
					2336		
					2346		
					2346 Amber		
					2346 Blue	24	3
					2337		
2347	5						
37			T13 Wedge Base	W2,1x9,5 d	2366	12	10
38			T15 Wedge base	W2,1x9,5 d	2370	12	10
					2373		16
					2371		21
39			T20 Wedge base	W3x16 d	2372	12	21
				2372 Amber			
				W3x16 q	2377	12	21/5
40			Miniature	MS5 s - 5/8	2240	1,5	0,09

## ZOCCOLO PLASTICA

	DISEGNO		TIPO	ATTACCO	RIFERIMENTO	Volt	Watt
41			Plastic wedge	W2,5x16 d	2302	12	27
					2302 Amber		
				W2,5x16 q	2307	12	27/7
					2307 Amber		
42			Plastic socket	BX2 d	2385 Black	12	1,2
43			Plastic socket	BX8,4 d	2380 Black	12	1,2
					2390 Green		2
44			Plastic socket	EBS R4	2381 Blue	12	1,8
					2383 Yellow	24	1,2
45			Miniature	KW2,1x4,6	2386 Grey	12	0,5
46			Plastic socket	T1/4 NW	2387 Black	14	1,4
47			Plastic socket	B8,5 d	2388 Black	12	1,2
					2398 Green		2
					2389 Gray	24	1,2
48			Plastic socket	B10 d	2580 Halogen Black	12	5
			Emergency Kit	Asimmetrica	TR 0200	12	
					TR 0300	24	
				Jodio H1	TR 0800	12	
					TR 0900	24	
				Jodio H4 P43t	TR 1000	12	
					TR 1100	24	
				Jodio H5 P45t	TR 1200	12	
					TR 1300	24	
				Jodio H7	TR 0700	12	
					TR 5100	24	